

SPEC HD



		M		SZT	SZT	KM	KG
6815	SPEC HD 2,50	2,50	-	8	7	110	1319
6800	SPEC HD 3,00	3,00	-	10	8	130	1505
6805	SPEC HD 4,00 H	4,00	+	13	10	180	2520
6820	SPEC HD 4,80 H*	4,80	+	16	12	220	3365

OPTIONAL EQUIPMENT

- Share point H
- Share point DX
- Share point HX
- Reversible share point 40 mm
- Transport chassis
- Disc section with rubber suspension
- Border discs with hydraulic adjustment
- Hydraulic working depth adjustment (HRGP)
- Transport LED lights
- Tine cultivator behind roller (BPZW)
- Tubular roller D=540 or 620 mm
- T-ring roller D=600 mm
- V-ring roller D=600 mm
- V-ring roller with paddles D=600 mm
- C-ring roller D=600 mm
- C-ring tandem roller D=600 mm
- C-ring tandem roller HD D=600 mm
- Spring roller D=560 mm
- Packer roller D=600 mm
- Rubber roller D=500 mm
- Disc roller D=600 mm



TUBULAR ROLLER D=540MM OR D=620MM

Recommended for light and medium soil



C-RING ROLLER D=600 MM

Recommended for medium and heavy soil. Offering soil-to-soil action. Creates grooves on a field's surface – good for water penetration.



RUBBER ROLLER D=500 MM

Good for a reduced tillage operations. Great soil compression due to large pressing area.



SPRING ROLLER D=560 MM

Each roller ring is built of 4 independent springs, thanks to which the wheels fall into a characteristic vibration, which ensures better compaction and leveling of the ground even in difficult cultivation conditions



V-RING ROLLER D=600 MM

Recommended for medium and heavy soil. Good crumbling and pressing action. Creates grooves on a field's surface – good for water penetration.




PACKER ROLLER D=600 MM

Recommended for medium and heavy soil. Exceptional crumbling and pressing action. Very aggressive, ideal for pre-sowing cultivation.



T-RING ROLLER D=600 MM

A ring roller recommended for heavy, stony and lumpy soil. It offers a perfect crumbling of the surface, while leaving grooves on a field's surface.




C-RING TANDEM HD ROLLER D=600 MM

Standard C-ring rims welded to the oversized axle design for additional toughness. Recommended for toughest conditions.



DISC ROLLER D=600 MM

This roller is designed for heavy conditions. Due to heavy weight roller presses crop residues into the soil, and covers those with earth, while leveling the ground at the same time.



C-RING TANDEM ROLLER D=600 MM


Recommended for medium and heavy soil. Offering soil-to-soil action. Creates grooves on a field's surface – good for water penetration. Due to large contact area, it is offering exceptional working depth control when aggregated with a large and heavy machines.



V-RING ROLLER WITH PADDLES D=600 MM

Recommended for medium and heavy soil. Good crumbling and pressing action. Creates grooves on a field's surface – good for water penetration. Additional paddles provide some extra crushing action.

Chisel cultivator SPEC HD



Chisel cultivator SPEC HD

Spec HD (heavy duty) is the tougher version of regular SPEC cultivator. That three row cultivator is designed for stubble cultivation and tillage. Equipped with double spring protection with updated swingarm geometry, is able to withstand much greater ground pressure than the regular machine. Minimal activation input force is 550 kg per tine, which allows, after removing detachable wingshares, aggressive tillage as deep as 30cm. Variety of press rollers to choose from, different toughness points and profiled tines, fulfill the image of the tough while universal machine.




mandam.com.pl/en/cultivator-spec-hd

Mandam Sp. z o.o.
Poland
44-100 Gliwice,
ul. Toruńska 14
0048 32 232 26 60
mandam.com.pl

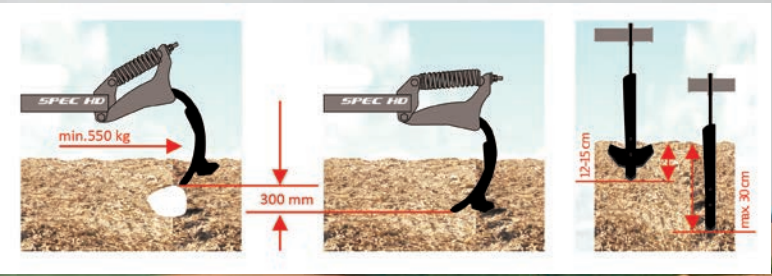
mandam.official





3-POINT HITCH
MADE OF S690 QL

DOUBLE SPRING PROTECTION



MAINTENANCE
FREE HUBS

T-RING ROLLER
D=600 MM (OPTION)

PROFIL 100X100X8 MM

- STANDARD EQUIPMENT**
- Three rows of tines with spring protection
 - Tine protection resistance 550 kg
 - Mechanical working depth adjustment up to 30 cm
 - 465 mm diameter cutting discs section.
 - QL grade High strength steel elements
 - Working parts from reputable suppliers
 - Tractor attachment Cat. 2/3 (SPEC HD 2,5-4,0H) and hitch bar Cat.3 (SPEC HD 4,8 H)

ELEMENT MADE
OF S690 QL

UNDER FRAME
CLEARANCE 800 MM

CURVED TINE

BORDER DISCS RANGE
ADJUSTMENT